

Largest Employers in Calumet County.
These employers provide over one half of all the jobs in the county

Employer Name	Product or Service
Payroll Alternative Inc.	Help Supply Services
Tecumseh Products Co	Internal Combustion Engines, NEC
Ariens Co	Lawn/Garden Tractors & Home Lawn/Garden Equip
Brillion Iron Works Inc.	Gray & Ductile Iron Foundries
County of Calumet	Executive & Legislative Govt. Office
Kaytee Products Inc.	Prep. Feed/Feed Ingreds For Animals/Fowls
Western Industries Inc.	Metal Stampings, NEC
Amerequip Corp	Farm Machinery & Equipment
Endries Intl Inc.	Hardware
Calumet Medical Center Inc.	Gen. Med. & Surgical Hospitals
Buechel Stone Corp	Dimension Stone
New Holstein Public School	Elementary & Secondary School
Darboy Club, Inc.	Eating & Drinking Place
Chilton Public School	Elementary & Secondary School
Brillion Public Schools	Elementary & Secondary School
Professional Plating Inc.	Electroplating,Plating,Polishing,Anodizing,&Coloring
Bremer Mfg. Co	Aluminum Foundries
Wal-Mart Associates Inc.	Department Store
Hilbert Public School	Elementary & Secondary School
Stell S Piggly Wiggly	Grocery Store
Nash Finch Co	Grocery Store
Briess Industries Inc.	Malt
Trousdale Foundation Inc. Iii	Skilled Nursing Care Facility
Schwarz's Supper Club Inc.	Eating & Drinking Place
City of New Holstein	Executive & Legislative Govt. Office
Extendicare Health Facilities Inc.	Skilled Nursing Care Facility
M-B Companies Inc. of Wis	Construction Machinery & Equipment
Culvers	Eating & Drinking Place
T & C Markets Inc.	Grocery Store
The Cliffs of Sherwood Ltd	Eating & Drinking Place
Foremost Farms USA Coop.	Natural, Processed, & Imitation Cheese
Manderfields Home Bakery Inc.	Retail Bakeries
Vande Hey Brantmeier	Motor Vehicle Dealer
Milk Products LLC	Prep. Feed/Feed Ingreds For Animals/Fowls
Alden Meadow Park Health Care	Skilled Nursing Care Facility

Source: WI DWD, Unemployment Compensation file, March 2002

For more information:
 The Dept of Workforce Development—
 Labor Market Information <http://www.dwd.state.wi.us/lmi>

Richard Seidemann, Regional Labor Market Analyst:
 Sheboygan County Job Center
 3620 Wilgus Avenue
 Sheboygan, WI 53081
 920-208-2809
 Email: richard.seidemann@dwd.state.wi.us

**Fox Cities
 Workforce
 Development
 Center**

1802 Appleton Road
 Menasha, WI 54952
 (920) 997-3272
 Fax (920) 832-5297

<http://www.foxcitiesworks.com>

Internet Links

Wisconsin Employment
 Connection:

<http://www.wisconsinjobcenter.org>

Business Resource Net-
 work:

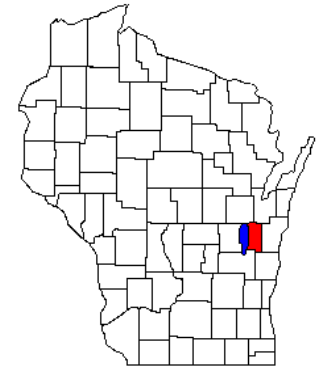
<http://www.helpbusiness-wi.com>

April 2003

CALUMET COUNTY

LABOR MARKET

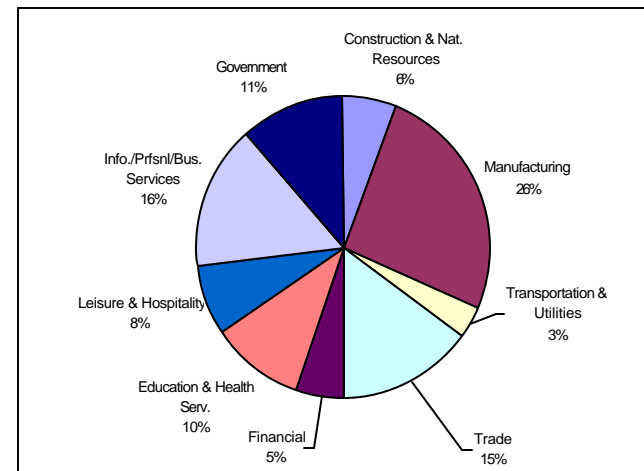
TRENDS



Calumet County...

Is one of the three counties that makes up the Appleton/Oshkosh MSA. The county has a higher than average percentage of workers employed in the manufacturing sector in the State of Wisconsin. Over 26 percent of the workers are employed in this sector, compared to under 20 percent for the State of Wisconsin and less than 14 percent for the U. S. Employment in this sector has declined between 1996 and 2001. Employment in the retail trade industry is the next largest industry with just over 15 percent of the area's employment.

Employment by Industry Appleton/Oshkosh MSA



The annual average wage in 2001 from employers for Calumet County in the larger major industry sectors was \$33,713 in manufacturing; \$12,432 in retail trade; and \$18,175 in services; The annual average wage from all employers was \$26,528, which was 85.8 percent of the average wage for all workers in the state of Wisconsin at \$30,922.

Occupations in demand in Fox Valley WDA

	Top Ten Occupations	Education & Training Typically Required*	Average Wage**
Fastest Growth	Claims Takers, UI Benefits	Moderate-term O-J-T	N/A
	Physics Teachers	Doctor's degree	N/A
	Economics Teachers	Doctor's degree	N/A
	Political Science Teachers	Doctor's degree	\$ 22.24
	Pest Controllers & Assistants	Moderate-term O-J-T	N/A
	Log Graders & Scalers	Short-term O-J-T	N/A
	Farm Workers, Crops	Short-term O-J-T	N/A
	Glaziers, Manufacturing	Short-term O-J-T	N/A
	Hoist & Winch Operators	Moderate-term O-J-T	N/A
	Desktop Publishing Specialists	Long-term O-J-T	\$ 15.23
Most Openings	Cashiers	Short-term O-J-T	\$ 7.35
	Waiters&Waitresses	Short-term O-J-T	\$ 6.03
	RetailSalespersons	Short-term O-J-T	\$ 9.11
	OfficeClerks,General	Short-term O-J-T	\$ 9.50
	GeneralMgrs&TopExecs	Work exp. plus degree	\$ 25.94
	FoodPrep/ServiceWorkers,FastF	Short-term O-J-T	\$ 6.48
	FoodPreparationWorkers	Short-term O-J-T	\$ 6.78
	Helpers/Laborers/Movers,NEC	Short-term O-J-T	\$ 10.74
	RegisteredNurses	Associate degree	\$ 18.55
	TruckDrivers,Heavy	Vocational training	\$ 14.44

* The most common way to enter the occupation, not the only way

** OES Fox Valley Area Wage Survey

Wages for 40 Occupations with the most workers

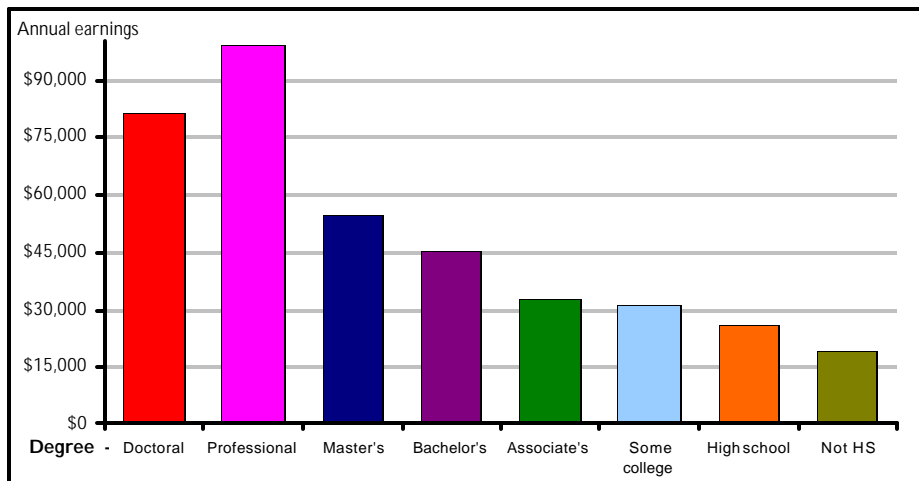
in the Calumet County labor market area. Hourly wage data was collected from local employers in early 2002 for the year 2001.

Nearly 50% of all the jobs in the area are in the occupations on this list!

Occupation	Lowest 10% Wage*	Average/hour	Middle range* *	
Retail Salespersons	\$5.97	\$10.39	\$6.88	\$10.86
Cashiers	\$5.86	\$7.91	\$6.58	\$8.72
Team Assemblers	\$8.26	\$11.59	\$9.44	\$13.61
Laborers & Freight, Stock, & Mat'l Movers, hand	\$6.59	\$10.03	\$7.69	\$11.69
Waiters & Waitresses	\$5.60	\$6.96	\$5.94	\$7.26
Truck Drivers, Heavy & Tractor-Trailer	\$11.45	\$16.99	\$12.81	\$20.83
Office Clerks, General	\$6.68	\$10.92	\$8.55	\$12.94
Customer Service Representatives	\$8.05	\$13.84	\$9.79	\$17.14
Packers & Packagers, hand	\$6.22	\$9.66	\$7.09	\$12.32
Registered Nurses	\$14.75	\$19.95	\$17.63	\$23.18
Stock Clerks & Order Fillers	\$6.35	\$10.04	\$7.34	\$11.69
Combined Food Prep & Servers, Including Fast Food	\$5.68	\$6.96	\$6.06	\$7.72
General & Operations Managers	\$14.82	\$33.49	\$20.53	\$43.50
Janitors & Cleaners, Except Maids & Housekeeping	\$7.05	\$9.81	\$7.98	\$10.87
Nursing Aides, Orderlies, & Attendants	\$7.51	\$9.48	\$8.24	\$10.66
Executive Secretaries & Administrative Assistants	\$7.60	\$12.62	\$9.18	\$15.24
Bookkeeping, Accounting, & Auditing Clerks	\$7.51	\$12.26	\$9.38	\$14.72
Sales Reps, Whlse & Mfg, Except Tech & Sci Prods	\$12.07	\$23.14	\$15.21	\$27.84
Electricians	\$9.92	\$18.96	\$12.39	\$24.03
Paper Goods Machine Setters, Operators, & Tenders	\$11.15	\$15.59	\$13.13	\$17.73
Secondary School Teachers, Except Spec & Voc Ed	Annual Average \$38,740			
Secretaries, Except Legal, Medical, & Executive	\$8.59	\$11.57	\$9.64	\$13.52
Helpers--Production Workers	\$6.71	\$11.10	\$8.84	\$13.03
Maintenance & Repair Workers, General	\$10.32	\$16.57	\$13.33	\$19.62
Industrial Truck & Tractor Operators	\$9.78	\$14.44	\$11.98	\$16.94
1st-Line Spvrs/Mgrs of Prod & Oprs	\$12.87	\$23.03	\$17.06	\$26.84
Bartenders	\$5.61	\$6.95	\$5.98	\$7.71
1st-Line Spvrs/Mgrs of Office & Admin Suppt Wkrs	\$10.24	\$19.43	\$13.79	\$23.02
Maids & Housekeeping Cleaners	\$6.34	\$8.38	\$7.19	\$9.55
1st-Line Spvrs/Mgrs of Retail Sales Workers	\$9.21	\$16.95	\$10.98	\$20.45
Receptionists & Information Clerks	\$7.46	\$10.11	\$8.37	\$11.52
Carpenters	\$11.73	\$18.56	\$14.61	\$21.93
Electrical & Electronic Equipment Assemblers	\$8.75	\$12.04	\$9.68	\$13.67
Welders, Cutters, Solderers, & Brazers	\$10.08	\$15.31	\$11.92	\$17.77
Packaging & Filling Machine Oprs & Tndrs	\$6.56	\$11.68	\$9.20	\$14.09
Truck Drivers, Light Or Delivery Services	\$6.34	\$10.01	\$7.70	\$12.11
Machinists	\$11.88	\$16.57	\$13.90	\$19.38
Plumbers, Pipefitters, & Steamfitters	\$12.34	\$20.36	\$14.93	\$25.36
Shipping, Receiving, & Traffic Clerks	\$8.07	\$11.89	\$9.70	\$14.00
Automotive Service Technicians & Mechanics	\$6.81	\$12.91	\$9.87	\$15.87

* only 10% of wages are lower **middle 50% of wages (25% are lower and 25% are higher) ***hourly average not available
Survey includes data from: Calumet, Outagamie, & Winnebago Counties.

National Annual Earnings by Education: 1997 - 1999



Source: US Census Bureau, Current Population Surveys, March 1998, 1999, 2000